






Revenue

	All Funds FY22	All Funds FY21	% Incr/(Decr)	Educational	Operations/ Maintenance	Debt Service	Transportation	Municipal Retirement	Capital Projects	Working Cash	Fire Prev. / Safety
Local Sources	113,563,261	111,455,948	2%	85,938,056	17,803,042	-	4,098,107	3,989,749	-	1,734,308	-
State Sources	8,044,468	7,088,084	13%	5,911,733	-	-	2,132,736	-	-	-	-
Federal Sources	3,832,547	3,670,146	4%	3,832,547	-	-	-	-	-	-	-
Total Revenue	125,439,256	122,214,178	2%	95,682,340	17,803,042	-	6,230,843	3,989,749	-	1,734,308	-



CONSENT AGENDA ITEM



Current Assets	All Funds 11/30/2021	All Funds 11/30/2020	% Incr/(Decr)	Educational	Operations/ Maintenance	Debt Service	Transportation	Municipal

	<u>Balance</u> <u>10/31/2021</u>	<u>Current</u> <u>Receipts</u>	<u>Current</u> <u>Disbursement</u>	<u>Balance</u> <u>11/30/2021</u>
Cash	2,493,940.48			